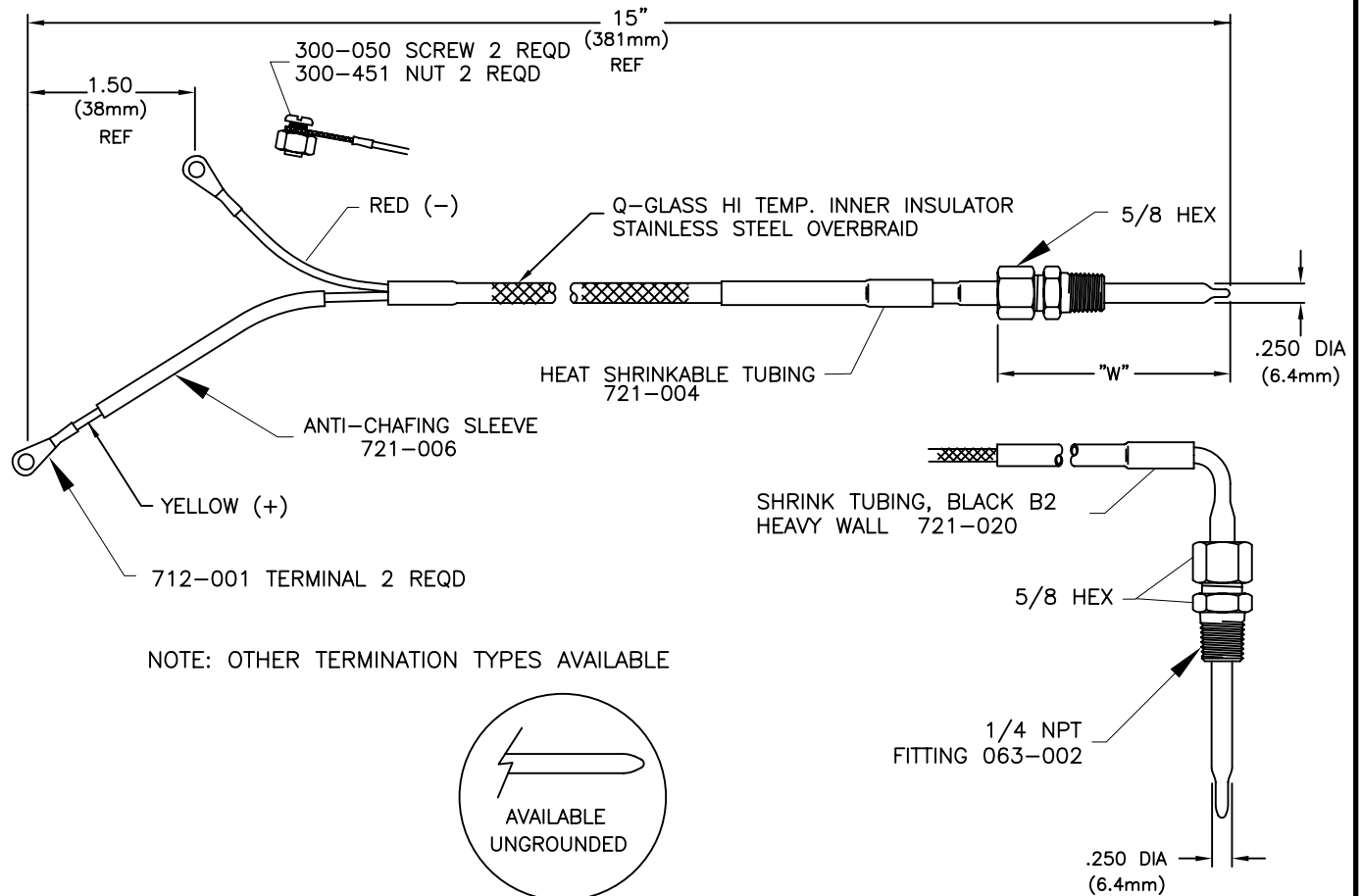



PART NO. 015-XXX-X

IF NOT SPECIFIED, FITTING P/N 063-002 WILL BE SUPPLIED.

THERMOCOUPLE			
P/N	"W"	GRD.	UNGRD.
015-001	2.20 (55.9mm)	X	
015-002	3.25 (82.5mm)	X	
015-003	1.95 (49.5mm)	X	
015-008	2.20 (55.9mm)		X
015-029	3.15 (80.0mm)		X
015-031	1.85 (46.9mm)		X



NOTE: OTHER TERMINATION TYPES AVAILABLE



SPECIFICATIONS:

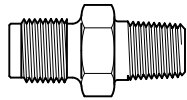
1. TYPE "K" (CHROMEL/ALUMEL) THERMOCOUPLE.
2. TUBE MATERIAL: INCOLOY
3. HOT JUNCTION: GROUNDED OR UNGROUNDED (SEE TABLE ABOVE).

FOR RIGHT-ANGLE THERMOCOUPLE, SPECIFY P/N + "-B"
(EXAMPLE: 015-001-B).

REVISIONS					TOLERANCES		HEWITT INDUSTRIES OF LOS ANGELES	
REV.	DESCRIPTION	EO#	DATE	BY	UNLESS OTHERWISE SPECIFIED:		TITLE:	
A	INFO. FOR CUSTOMER USE	-	11/14/89	BCT	DIMENSIONS ARE IN INCHES, METRIC EQUIVALENTS ARE IN [BRACKETS]:		THERMOCOUPLE	
					.X = .030 [0.76]		DRAWN BY:	PART NO.
					.XX = .010 [0.25]		BCT	015-XXX-X
					.XXX = .005 [0.13]		APPR. BY:	
					FRACTIONS = 1/32			
					ANGLES = ±1°		DATE:	
					SCALE:	NONE	11/14/89	SHEET 1 OF 1

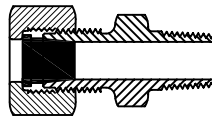
PART NO. 063-XXX-X

STANDARD FITTINGS

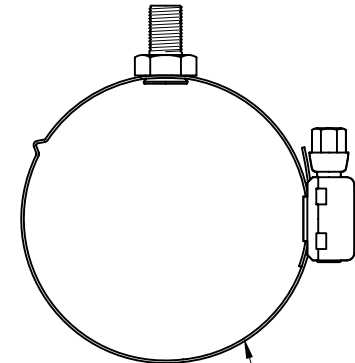


THREAD 1	THREAD 2
7/16-20 UNF	1/8 NPTF
7/16-20 UNF	1/4 NPTF
7/16-20 UNF	3/8 NPTF
7/16-20 UNF	1/2 NPTF
7/16-20 UNF	1/2-20 UNF
7/16-20 UNF	14MM X 1.5

FERRULE TYPE FITTINGS



THREAD 1	THREAD 2
7/16-20 UNF	1/8 NPTF
7/16-20 UNF	1/4 NPTF



CLAMP "I.D."

CLAMP DIAMATER

CLAMP "I.D."
1 INCH
2 INCHES
3 INCHES
4 INCHES

REVISIONS					TOLERANCES		HEWITT INDUSTRIES OF LOS ANGELES	
REV.	DESCRIPTION	EO#	DATE	BY	UNLESS OTHERWISE SPECIFIED:		TITLE:	
A	INFO. FOR CUSTOMER USE	-	07/17/08	EGM	DIMENSIONS ARE IN INCHES, METRIC EQUIVALENTS ARE IN [BRACKETS]:		THERMOCOUPLE FITTINGS	
					.X = .030 [0.76]		DRAWN BY: E. MARIANO	
					.XX = .010 [0.25]		PART NO. 063-XXX-X	
					.XXX = .005 [0.13]		APPR. BY: J. HEWITT	
					FRACTIONS = 1/32		DATE: 07/17/08	
					ANGLES = ±1°		SHEET 1 OF 1	
					SCALE: NONE			

A